



**GREWIN INDUSTRIAL GROUP CO.,LTD.**

**TEL/WhatsApp: +86 18622096679**

**Mail: admin@coilwindingmachinechina.com**

**Web:www.coilwindingmachinechina.com**



WhatsApp



WeChat

## **GW-800GZ Full Automatic Winding Machine**



### **1. Equipment introduction**

GW-800GZ winding machine is mainly for small magnetic ring inductance winding, can achieve single and double wire winding, with high production capacity, stable performance, high cost performance characteristics.

### **2. Equipment installation**

(1) After disassembling the device, check whether there is a binding tape in the rotating part of the machine. If so, remove it and plug it in.

(2) In order to ensure the service life of the equipment, the air pipe connected to the machine must be equipped with clean air pressure after oil-free filter water. To ensure

**GREWIN INDUSTRIAL GROUP CO.,LTD.**

**Add: The fourth floor A-A3 zone aviation business area,Dongli Distr,Tianjin,China.**



**GREWIN INDUSTRIAL GROUP CO.,LTD.**

**TEL/WhatsApp: +86 18622096679**

**Mail: admin@coilwindingmachinechina.com**

**Web:www.coilwindingmachinechina.com**



WhatsApp



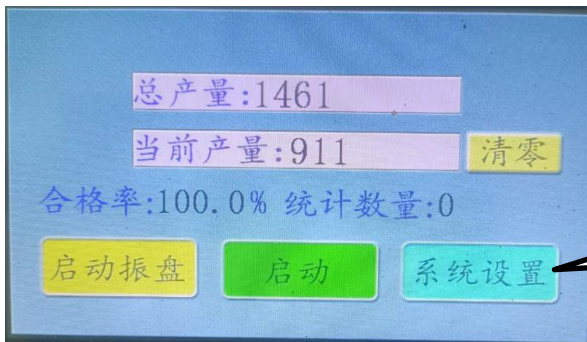
WeChat

that the solenoid valve and the cylinder have a service life.

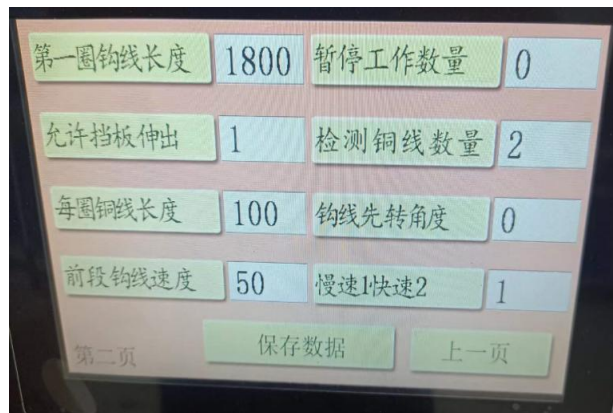
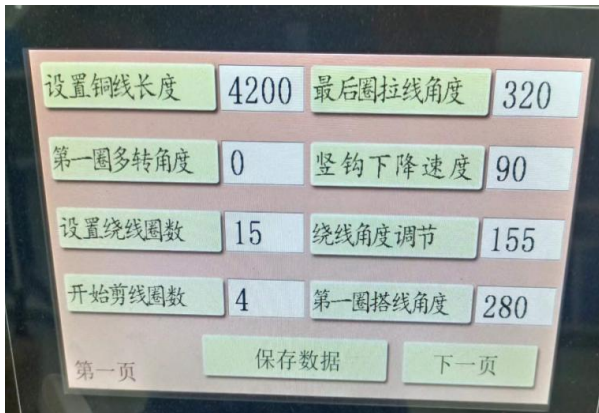
(3) The power socket of the device must be connected with a ground cable to prevent lightning strikes or electric leakage.

(4) The intake air pressure of the device should reach 0.6MPa.

### 3. Device system parameter setting



System password  
168168



**1, Set the length of copper wire:** the actual length of the product required by the number of copper wire length is not the same, the value of 100 is about 5MM long, set according to the line length required by the product.

**2, The last loop pulling Angle:** this parameter is to adjust the position of the tail line after the product is wound, no value is not to deal with the position of the tail line, that is, the last circle of crochet pull down in what position the product is out of what position, the set amount is to adjust the position of the tail line, the greater the number, the higher the position brought up by the final tail line.

**3, The first circle of multi-turn Angle:** this Angle is to set the first circle and the second circle of the line distance gap, the larger the value of the gap is greater than the number of cutting coils.

**4, Vertical hook drop speed:** winding speed factory set to 50. The larger the speed, the

**GREWIN INDUSTRIAL GROUP CO.,LTD.**

**Add: The fourth floor A-A3 zone aviation business area,Dongli Distr,Tianjin,China.**



**GREWIN INDUSTRIAL GROUP CO.,LTD.**

**TEL/WhatsApp: +86 18622096679**

**Mail: admin@coilwindingmachinechina.com**

**Web:www.coilwindingmachinechina.com**



WhatsApp



WeChat

slower the smaller the speed, generally set to 50.

**5, Set the number of winding:** the number of winding is the actual number of winding, if set to 10, the machine is actually wound 10 times.

**6. Start cutting coil number:** set which circle to cut wire. Must be less than or equal to the number of winding, greater than the number of winding will not cut the wire.

**7, The first circle of cable Angle:** this Angle is to set the first circle of wire wound on the magnetic ring clamp position, mainly to prevent the first circle of missing hook line.

**8, The first circle hook line length:** this value is set the first circle of vertical hook stay position.

**9, The number of suspended work:** this parameter is to facilitate the counting of separate packaging, such as 500, the machine will alarm once after 500 products. Set to 0 to disable this feature.

**10, Allow the baffle to extend:** set to 1 to open the baffle function, set to 0 to close this function.

**11, Detect the number of copper wires:** set to 2 to detect whether there is a wire, set to 0 to turn off this function. Set to 1 to detect only one wire.

**12. Length of copper wire per circle:** This parameter is used to set the length of wire per circle.

**13, The front hook line speed:** this parameter sets the speed of the distance from the top of the vertical hook weight to the first sensor after the magnetic ring.

**14, Slow 1 Fast 2:** The parameter is set to 1 for slow, and the parameter is set to 2 for fast. Lines below normal 0.4 can be set to fast, and lines above 0.4 can be set to slow.

#### 4. The equipment can be wrapped around the product parameters

NO.	Core size	Wire Length	Wire diameter	Capacity	Fitting requirement	Other Fitting requirement
1	9*5*3-16*9*5	400mm	0.3-0.7	0.9S/Turn	To replace the core specifications, replace the guide rails and clamps	If the wire diameter changes more than 0.2mm, need change the crochet model

#### 5.Machine Working Diagram

**GREWIN INDUSTRIAL GROUP CO.,LTD.**

**Add: The fourth floor A-A3 zone aviation business area,Dongli Distr,Tianjin,China.**



**GREWIN INDUSTRIAL GROUP CO.,LTD.**

**TEL/WhatsApp: +86 18622096679**

**Mail: admin@coilwindingmachinechina.com**

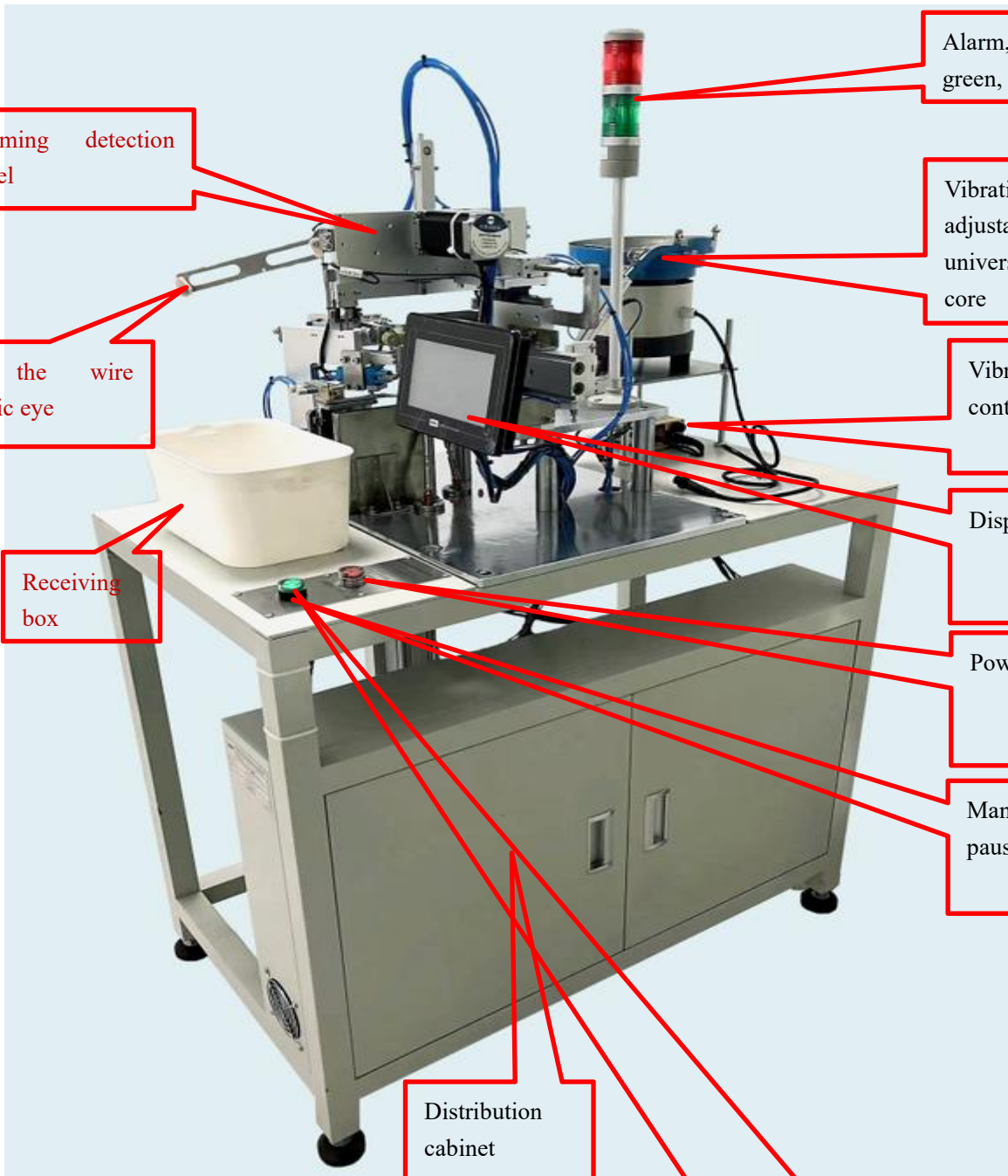
**Web:www.coilwindingmachinechina.com**



WhatsApp



WeChat



Alarm, the working is green, abnormal is red

Vibrating disc, adjustable 633-1495 universal magnetic core

Vibrating disk controller

Display screen

Power switch

Manually start the pause switch

Distribution cabinet

Green is the start pause and single-step switch, press the button when starting, press the button again to pause, long press the green switch in the switch state to the alarm flashing light to enter the single step, and then long press the green light to restore automatic

**GREWIN INDUSTRIAL GROUP CO.,LTD.**

**Add: The fourth floor A-A3 zone aviation business area,Dongli Distr,Tianjin,China.**



**GREWIN INDUSTRIAL GROUP CO.,LTD.**

**TEL/WhatsApp: +86 18622096679**

**Mail: admin@coilwindingmachinechina.com**

**Web:www.coilwindingmachinechina.com**



WhatsApp



WeChat

## 6. Equipment maintenance

- (1) It is necessary to make the first inspection of the wound product every day to check whether the wound product has bad or damaged line phenomenon.
- (2) Every 10 days or so, 3-5 times of anti-rust oil should be sprayed on the machine guide rail and slide block for lubrication.
- (3) Regularly release the water in the filter connected to the outside of the machine, so as not to affect the service life of the cylinder and solenoid valve due to too much water in the gas pipe.
- (4) Regularly clean the dust on the machine.
- (5) When the machine is not in use, it is necessary to timely power off and gas and dust protection.

## 7. Equipment parameters/Main accessories brand

No.	Serial Number	Parameter	
1	Machine Size:	L1200*W600*H1350mm	
2	Control system:	Independent research and development of a single board	
3	Display:	DGUS	
4	Power supply brand:	Mingwei	
5	Motor brand:	Zhongzhida	
6	Cylinder brand:	Star/Yadek	
7	Induction line:	Jadek	
8	Guide slide:	Silver/Yadek	
9	Motor controller:	Zhongzhida	
10	Equipment weight:	100KG	

**GREWIN INDUSTRIAL GROUP CO.,LTD.**

**Add: The fourth floor A-A3 zone aviation business area,Dongli Distr,Tianjin,China.**



**GREWIN INDUSTRIAL GROUP CO.,LTD.**

**TEL/WhatsApp: +86 18622096679**

**Mail: admin@coilwindingmachinechina.com**

**Web:www.coilwindingmachinechina.com**



WhatsApp



WeChat

## 8.Packing list

No.	Name	Quantity	Unit
1	Device host	1	Set
2	8mm air pipe	1	Pcs
3	Quick gas connection	1	Pcs
4	Spare crochet hook	1	Pcs
5	With rubber wheels	10	Pcs
6	Down reel	3	Pcs
7	Receiving box	1	Pcs

## PACKAGING:

Packaging Material: Carton/Wooden case with foam inside.

1.General package(Paper carton or plastic bag): For small equipped parts for Digital CNC Wire Coil Winding Machine, Package it with form and pack paper to guarantee unbroken during the transport.

2.Wooden case package: For larger scale Digital CNC Wire Coil Winding Machine , we have special skilled carpenter, who would make the proper wooden case with exact thickness,density,length. The up arrow ↑marked on the outer wooden case. Buffer material would be put in the wooden case to prevent crack and shock.



## FACTORY:

**GREWIN INDUSTRIAL GROUP CO.,LTD.**

**Add: The fourth floor A-A3 zone aviation business area,Dongli Distr,Tianjin,China.**



**GREWIN INDUSTRIAL GROUP CO.,LTD.**

**TEL/WhatsApp: +86 18622096679**

**Mail: admin@coilwindingmachinechina.com**

**Web:www.coilwindingmachinechina.com**



WhatsApp



WeChat

We-GREWIN INDUSTRIAL GROUP is expert in winding machines lines for 28 Years.  
Our Grewin have ISO9001:2015,CE approvals,Machines'Patents,"high-tech enterprises"by the government.



**GREWIN INDUSTRIAL GROUP CO.,LTD.**

**Add: The fourth floor A-A3 zone aviation business area,Dongli Distr,Tianjin,China.**